

Thread Identification Guide

BSPP Port & JIC



Technical Information


Adapter Sizing Chart

NPTF, BSPT and BSPP measure 1/4" larger than their actual size. For example, a 1/4" NPTF, BSPT or BSPP will actually measure 1/2" on the O. D. of the threads. JIC, SAE O-ring & Flat Face threads measure as listed below. The first number listed is the size of thread, the second number is the threads per inch.

Size	NPTF (Pipe)	JIC (37°)	SAE (O-Ring)	Face Seal (Flat Face)	BSPP (Parallel)	BSPT (Tapered)
-2	1/8 - 27	5/16 - 24	5/16 - 24	-	1/8 - 28	1/8 - 28
-3	-	3/8 - 24	3/8 - 24	-	-	-
-4	1/4 - 18	7/16 - 20	7/16 - 20	9/16 - 18	1/4 - 19	1/4 - 19
-5	-	1/2 - 20	1/2 - 20	-	-	-
-6	3/8 - 18	9/16 - 18	9/16 - 18	11/16 - 16	3/8 - 19	3/8 - 19
-8	1/2 - 14	3/4 - 16	3/4 - 16	13/16 - 16	1/2 - 14	1/2 - 14
-10	-	7/8 - 14	7/8 - 14	1 - 14	-	-
-12	3/4 - 14	1-1/16 - 12	1-1/16 - 12	1 3/16 - 12	3/4 - 14	3/4 - 14
-14	-	1-3/16 - 12	1-3/16 - 12	1 5/16 - 12	-	-
-16	1 - 11-1/2	1-5/16 - 12	1-5/16 - 12	1 7/16 - 12	1 - 11	1 - 11
-20	1-1/4 - 11-1/2	1-5/8 - 12	1-5/8 - 12	1 11/16 - 12	1-1/4 - 11	1-1/4 - 11
-24	1-1/2 - 11-1/2	1-7/8 - 12	1-7/8 - 12	2 - 12	1-1/2 - 11	1-1/2 - 11
-32	2 - 11-1/2	2-1/2 - 12	2-1/2 - 12	2 1/2 - 12	2 - 11	2 - 11

Thread Sizing Kit

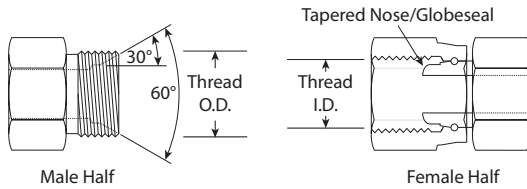
Allows the user to properly identify threads of all hydraulic types. This handy kit includes a fractional thread pitch gauge, a metric thread pitch gauge, inside & outside caliper (inches and millimeters), a seat angle gauge (24 degree/30 degree/37 degree/45 degree), 27-page fluid ports & connections identification guid. A carrying case is standard for easy and convenient storage.



Stock Number	Ship Wt.
1706410	1

British Standard Pipe Parallel (BSPP) & JIS 30° Male Inverted Seat

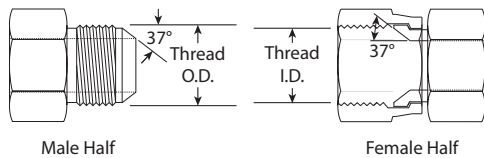
The BSPP (parallel) male connection is similar to the North American NPSM male except the thread pitches are different in most sizes. The female swivel BSPP has a tapered nose/Globeseal which seals on the cone seat of the male.



Inch Size	Dash Size	Nominal Thread Size	Male Thread O.D.	Female Thread I.D.
1/8	02	1/8 - 28	3/8 (.38)	11/32 (.35)
1/4	04	1/4 - 19	33/64 (.52)	15/32 (.47)
3/8	06	3/8 - 19	21/32 (.65)	19/32 (.60)
1/2	08	1/2 - 14	13/16 (.82)	3/4 (.75)
5/8	10	5/8 - 14	7/8 (.88)	13/16 (.80)
3/4	12	3/4 - 14	1 1/32 (1.04)	31/32 (.97)
1	16	1 - 11	1 5/16 (1.30)	1 7/32 (1.22)
1 1/4	20	1 1/4 - 11	1 21/32 (1.65)	1 9/16 (1.56)
1 1/2	24	1 1/2 - 11	1 7/8 (1.88)	1 25/32 (1.79)
2	32	2 - 11	2 11/32 (2.35)	2 1/4 (2.26)

JIC 37° Flare (SAE J514)

The 37° JIC (Joint Industrial Council) is a reliable, straight thread, single-flare design that is used across the world. It is very popular in many applications and environments because it's compact and easy to assemble. It also features high holding power with low torque requirements. The 37° JIC connection consists of three pieces: the nut, the sleeve, and the fitting in a range of sizes from 1/8" up to 2". The sleeve not only absorbs vibration, but acts as a support to the flare during assembly and helps reduce the risk of twisting the tube. Since the 37° JIC is a metal-to-metal seal, it can be connected and reconnected multiple times.



Inch Size	Dash Size	Nominal Thread Size	Male Thread O.D.	Female Thread I.D.
1/8	02	5/16 - 24	5/16 (.31)	9/32 (.27)
3/16	03	3/8 - 24	3/8 (.38)	11/32 (.34)
1/4	04	7/16 - 20	7/16 (.44)	13/32 (.39)
5/16	05	1/2 - 20	1/2 (.50)	15/32 (.45)
3/8	06	9/16 - 18	9/16 (.56)	17/32 (.51)
1/2	08	3/4 - 16	3/4 (.75)	11/16 (.69)
5/8	10	7/8 - 14	7/8 (.88)	13/16 (.81)
3/4	12	1 1/16 - 12	1 1/16 (1.06)	1 (.98)
7/8	14	1 3/16 - 12	1 3/16 (1.19)	1 1/8 (1.10)
1	16	1 5/16 - 12	1 5/16 (1.31)	1 1/4 (1.23)
1 1/4	20	1 5/8 - 12	1 5/8 (1.63)	1 9/16 (1.54)
1 1/2	24	1 7/8 - 12	1 7/8 (1.88)	1 13/16 (1.79)
2	32	2-1/2 - 12	2-1/2 (2.50)	2 7/16 (2.42)

