






INDUSTRIAL FLUID POWER COMPONENTS
AND SYSTEMS



PB-TS-ES SERIES

Button Valves



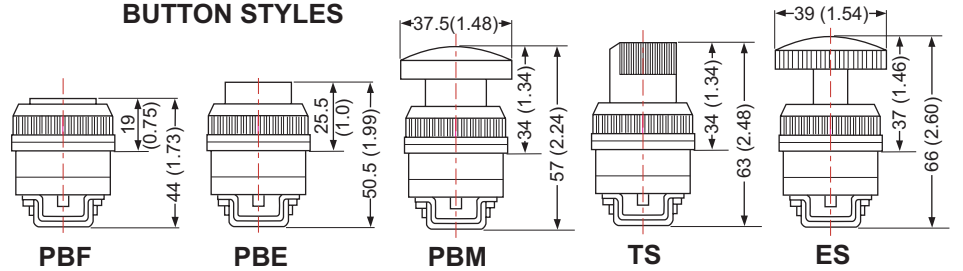
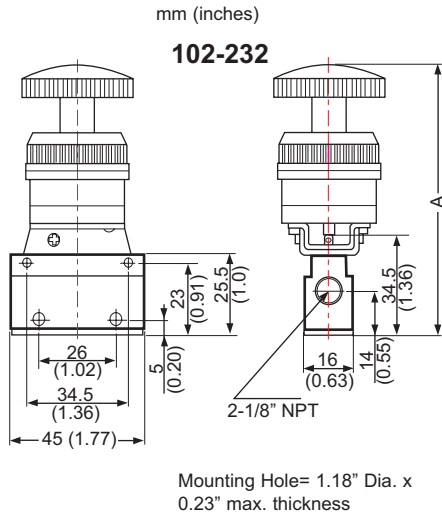
Specifications

- **Media:** Air (No other gases or liquids)
- **Operation:** Manual - Direct
- **Operating Temp. Range:** 41° - 140F° (5° - 60°C)
- **Maximum Pressure:** 150 psig (10.3 bar)
- **Working Pressure:** 0 - 135 psig (0 - 9.3 bar)
- **Lubrication:** None Required



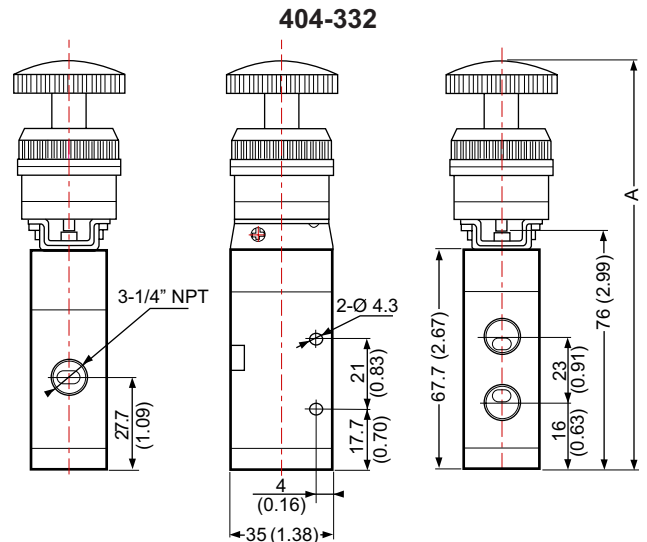
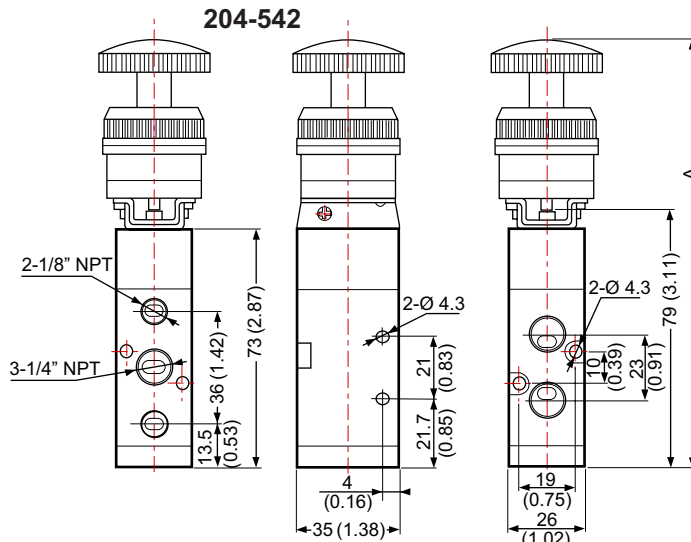
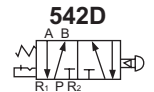
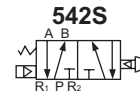
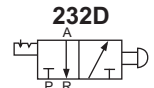
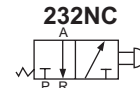
Dimensional Data

BUTTON STYLES



Button Style	A Dimension		
	102	204	404
PBF	69.5 (2.74)	117.0 (4.61)	111.7 (4.40)
PBE	76.0 (2.99)	123.5 (4.86)	118.2 (4.65)
PBM	82.5 (3.25)	130.0 (5.12)	124.7 (4.91)
TS	88.5 (3.48)	136.0 (5.35)	130.7 (5.15)
ES	91.5 (3.60)	139.0 (5.47)	133.7 (5.26)

(ES is reset by rotating button 90° cw)



Ordering Information

PBE - 204 - 542S - BK

Spring centered valves available- special order only.
(Minimum quantities apply)

PBF =Push Button Flush
PBE =Push Button Extended
PBM =Push Button M
TS =Twist Select
ES =Emergency Stop

102	1/8" Ports
204	1/4" Ports (1/8" Exhaust)
404	1/4" Ports

232D	2 Port, 3 Way, 2 Pos., Detented
232NC	2 Port, 3 Way, 2 Pos., Norm. Closed
332NC	3 Port, 3 Way, 2 Pos., Norm. Closed
542D	5 Port, 4 Way, 2 Pos., Detented
542S	5 Port, 4 Way, 2 Pos., Spring Return

Button Color	
omit	N/A
BK	Black-Standard
GR	Green
RD	Red