


Tri-Star Integral Filter/Regulators

B75



FEATURES

- 40 micron element
- Manual drain
- Relieving regulator
- Zero creep, machined brass valve seat
- 3-position, non-rising adjustment knob
- Tamper-proof cap included

OPTIONS

add suffix to part number in alpha and numeric order

- F Internal float drain B752F
- G Gauge B752G
- H High pressure B752H
10 to 250 psi adjustment
- I Instrument pressure B752I
3 to 20 psi adjustment
- J Overnight drain plastic bowl B752J
- K Overnight drain metal bowl . B752KM
- L Low pressure B752L
3 to 60 psi adjustment
- M 6 oz. metal bowl without sight . B752M
- P Panel mount B752P
- T Tee handle adjustment B752T
- W 6 oz. metal bowl with sight . . . B752W
- 5 5 micron element B752-5
- 3 3 micron element B752-3

SPECIFICATIONS

WARNING! Polycarbonate plastic bowls could rupture if exposed to incompatible chemicals whether inside or outside the bowl. If such chemicals are present, use a metal bowl. Refer to page 64 for details.

Body

- Black coated aluminum

Bonnet

- Glass filled nylon

Seals

- Buna N Elastomer standard

Polycarbonate Bowl

- Max. pressure 150 psi
- Operating temperature range 40°F to 125°F

Metal Bowl

- Zinc, black epoxy coated
- Max. pressure 200 psi
- Operating temperature range 40°F to 175°F

Metal Bowl with Sight Gauge

- Max. pressure 250 psi
- Operating temperature range 40°F to 175°F

Internal Float Drain

plastic, metal, brass, Buna N seal
Note: limits bowl temperature and pressure rating

- Operating pressure range 30 to 175 psi
- Operating temperature range 40°F to 125°F

KITS

- Internal float drain. 5200

Bowl Kits

- Polycarbonate BKF35
- Metal BKF45M
- Metal with sight BKF45W

Element Kits

- 40 micron 2-pack EK35
- 5 micron 2-pack EK35-5
- 3 micron absolute 2-pack . . . EK35-3

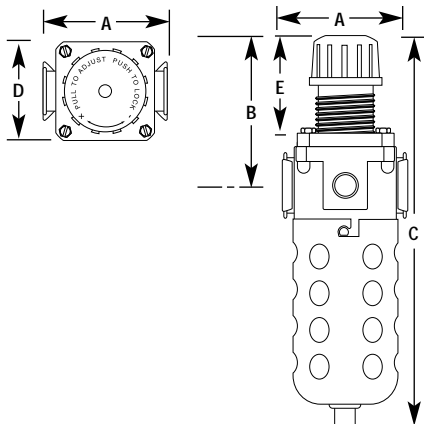
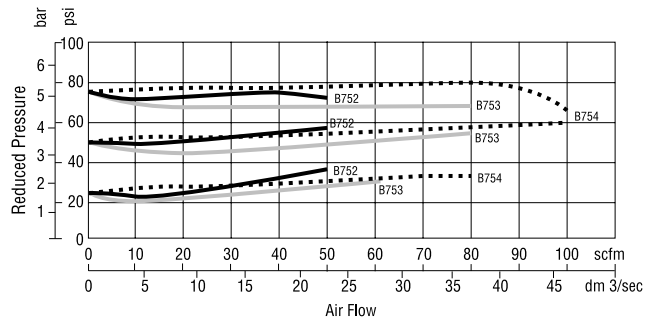
Diaphragm Kits

- Relieving DK35

Mounting Kits see page 65

- Mounting bracket RBK5
- Panel mount nut PKR35

PERFORMANCE CHARACTERISTICS



DIMENSIONS

PIPE SIZE	MODEL NO.	MAX. FLOW SCFM	BOWL CAPACITY	DIMENSIONS (INCHES)					WEIGHT (LBS.)
				A	B	C	D	E	
1/4"	B752	50	5 oz.	2 ¹ / ₃₂	4 ⁵ / ₃₂	9 ³ / ₄	2 ¹ / ₄	2 ³ / ₄	1.75
3/8"	B753	80	5 oz.	2 ²¹ / ₃₂	4 ⁵ / ₃₂	9 ³ / ₄	2 ¹ / ₄	2 ³ / ₄	1.75
1/2"	B754	100	5 oz.	2 ²¹ / ₃₂	4 ⁵ / ₃₂	9 ³ / ₄	2 ¹ / ₄	2 ³ / ₄	1.75