

**HP:** 1-300


**Frame:** 143T-449T

**RPM:** 3600/1800/1200

**Pole:** 2/4/6

**Volt:** 460V

**Body:** T-Frame



## STANDARD FEATURES



- **TEFC IP 56 Protection**
- 40°C Ambient Temp. Rating
- Inverter Rated - 15:1 Constant Torque MG1 Part 31
- Complete Cast-Iron Construction
- 2-Part Epoxy Paint Protection
- **VPI with Tropicalization on Stator Windings**
- Dual Oversized Bearings on DE & ODE
- Labyrinth Seals Installed on DE & ODE
- **Felt Wiper on Inner Bearing Retainer**
- Bearing Grease Chamber Pressure Relief Valve

- **Stainless Steel Hardware**
- Regreasable Bearings
- One-way Brass Condensation Drains
- 1.25 Service Factor up to 50HP (1.15 for Larger Frames)
- C & D Flanges Available
- Meets IEEE 841 Standards / IEEE 45 Marine Duty
- **Class H Insulation**
- **Drive End Shaft Grounding Brush**
- 60 Month Warranty From Date of Shipment





Labyrinth seals on both ends of motor



Class H - Silicone Lead wires with Fiberglass jacket protects leads from abrasion but remain flexible



Internal Shaft Grounding



Sintered brass breathers allow condensation to leave motor but resist water intrusion



Grease pressure reliefs act to battle overgreasing

## MODEL AND LIST PRICES PRICE

HP	Sync. Speed	Model Number
1	3600	SD3-143T-2-BR-E-1
	1800	SD3-143T-4-BR-E-1
	1200	SD3-145T-6-BR-E-1
1.5	3600	SD3-143T-2-BR-E-1.5
	1800	SD3-145T-4-BR-E-1.5
	1200	SD3-182T-6-BR-E-1.5
2	3600	SD3-145T-2-BR-E-2
	1800	SD3-145T-4-BR-E-2
	1200	SD3-184T-6-BR-E-2
3	3600	SD3-182T-2-BR-E-3
	1800	SD3-182T-4-BR-E-3
	1200	SD3-213T-6-BR-E-3
5	3600	SD3-184T-2-BR-E-5
	1800	SD3-184T-4-BR-E-5
	1200	SD3-215T-6-BR-E-5
7.5	3600	SD3-213T-2-BR-E-7.5
	1800	SD3-213T-4-BR-E-7.5
	1200	SD3-254T-6-BR-E-7.5
10	3600	SD3-215T-2-BR-E-10
	1800	SD3-215T-4-BR-E-10
	1200	SD3-256T-6-BR-E-10
15	3600	SD3-254T-2-BR-E-15
	1800	SD3-254T-4-BR-E-15
	1200	SD3-284T-6-BR-E-15
20	3600	SD3-256T-2-BR-E-20
	1800	SD3-256T-4-BR-E-20
	1200	SD3-286T-6-BR-E-20
25	3600	SD3-284TS-2-BR-E-25
	1800	SD3-284T-4-BR-E-25
	1200	SD3-324T-6-BR-E-25
30	3600	SD3-286TS-2-BR-E-30
	1800	SD3-286T-4-BR-E-30
	1200	SD3-326T-6-BR-E-30

HP	Sync. Speed	Model Number
40	3600	SD3-324TS-2-BR-E-40
	1800	SD3-324T-4-BR-E-40
	1200	SD3-364T-6-BR-E-40
50	3600	SD3-326TS-2-BR-E-50
	1800	SD3-326T-4-BR-E-50
	1200	SD3-365T-6-BR-E-50
60	3600	SD3-364TS-2-BR-E-60
	1800	SD3-364T-4-BR-E-60
	1200	SD3-404T-6-RR-E-60
75	3600	SD3-365TS-2-BR-E-75
	1800	SD3-365T-4-BR-E-75
	1200	SD3-365T-4-RR-E-75
100	3600	SD3-405TS-2-BR-E-100
	1800	SD3-405T-4-BR-E-100
	1200	SD3-405T-4-RR-E-100
125	3600	SD3-444TS-2-BR-E-125
	1800	SD3-444T-4-BR-E-125
	1200	SD3-445T-6-RR-E-125
150	3600	SD3-445TS-2-BR-E-150
	1800	SD3-445T-4-BR-E-150
	1200	SD3-447T-6-RR-E-150
200	3600	SD3-447TS-2-BR-E-200
	1800	SD3-447T-4-BR-E-200
	1200	SD3-447T-4-RR-E-200
250	3600	SD3-449TS-2-BR-E-250
	1800	SD3-449T-4-BR-E-250
	1200	SD3-449T-4-RR-E-250
300	1800	SD3-449T-4-BR-E-300
	1800	SD3-449T-4-RR-E-300

Multiplier Code: S1