

GREASE HOSE & FITTINGS



Technical Information

Flexdraulic™ SAE 100R7 - Braided Grease Hose

Construction

- Nylon tube
- One polyester braid reinforcement
- Perforated black polyurethane cover

Application

Transfer of hydraulic oils, water and grease

Temperature Range

Medium temperature range from -40°F to 212°F



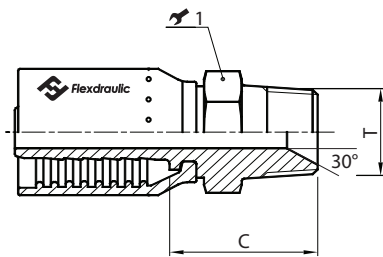
Use Flexdraulic 'C' Series Crimp Fittings

Stock Number	Hose Type	Inside Ø		Outside Ø	Working Pressure	Burst Pressure	Bend Radius	Weight	Reel Length
		Inch	Size	Inch	PSI	PSI	Inch	lbs/ft	Feet
2106077	R7-02	1/8"	-02	0.325	3,000	12,000	0.50"	0.03	250'

Flexdraulic™ 'C' Series Crimp Fittings

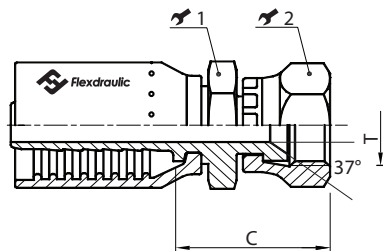
- For use on the following hose types: R7.
- Tested to the highest of standards. Burst and impulse tests have been performed to over 1,000,000 cycles.

Male NPTF Rigid



Stock Number	Mfr. Number	Hose I.D.		NPTF Thread (T)	Cutoff (C)	Wrench		Shp Wt.
		Inch	Size	Inch	Inch	1 (Inch)	1 (mm)	
1454030	C02-102	1/8"	-02	1/8" - 27	0.69"	1/2"	13	0.03

Female JIC 37° Swivel - Straight



Stock Number	Mfr. Number	Hose I.D.		JIC 37° (T)	Cutoff (C)	Wrench		Wrench		Shp Wt.	
		Inch	Size	Size	Thread	Inch	1 (Inch)	1 (mm)	2 (Inch)		2 (mm)
9006334	C02-604	1/8"	-02	04	7/16" - 20	0.69"	1/2"	13	5/8"	16	0.07

Grease Tubing


• Nylon Tubing • 100 ft. Coil • Non-Grease Filled • 0.875" Minimum Bend Radius



100' Bag Stock Number	Color	Tubing Size (O.D.)	Tubing I.D.	Wall Thickness	Working Pressure	Ship Wt.
8022013	Black	1/4"	.200"	.050"	625 PSI	4.00

Grease Fittings - Push to Connect

• Use with 1/4" Grease Line Tubing



Stock Number	Fig.	Tube Size	Description	Ship Wt.
8022043	A	1/4"	Union Straight	0.04
8022050	B	1/4"	1/8" Male Pipe - Straight	0.03
8022020	C	1/4"	1/4-28 Male Taper Thread - Straight	0.03
8022012	D	1/4"	1/4-28 Male Taper Thread - Rigid 90 Degree Elbow	0.03
8022049	E	1/4"	1/8" Male Pipe - Swivel 90 Degree Elbow	0.04
8022019	F	1/4"	1/4-28 Male Taper Thread - Swivel 90 Degree Elbow	0.05

Grease Adapters


• Stainless Steel



Stock Number	Fig.	Description	Ship Wt.
8022045	A	1/4" - 28 Male Taper Thread x 1/8" Female Pipe - Straight	0.03
8022011	B	1/4" - 28 Male Taper Thread x 1/8" Female Pipe - 45 Degree Elbow	0.03
8022010	C	1/4" - 28 Male Taper Thread x 1/8" Female Pipe - 90 Degree Elbow	0.03
8022027	D	1/8" - 27 Male NPSM (External), 1/4" - 28 Female Taper Thread (Internal) x 1/8" Female Pipe - Straight	0.03
8022044	E	1/8" - 27 Male NPSM (External), 1/4" - 28 Female Taper Thread (Internal) x 1/8" Female Pipe - 90 Degree Elbow	0.04
8022028	F	1/8" - 27 NPSM Lock Nut	0.02

Grease Zerks

• Steel • Meets SAE #J-534C



Stock Number	Fig.	Thread NPTF	Description	Ship Wt.
1199401	A	1/8" - 27	Straight - Ball Check	0.02
1199408	A	1/4" - 18	Straight - Ball Check	0.03
1199410	A	1/4" - 28	Straight - Ball Check	0.03
1199405	B	1/8" - 27	45° - Ball Check	0.03
1199414	B	1/4" - 18	45° - Ball Check	0.04
1199407	C	1/8" - 27	90° - Ball Check	0.03
1199417	C	1/4" - 18	90° - Ball Check	0.04